

## Setup RSS Feed (Podcast) on iOS


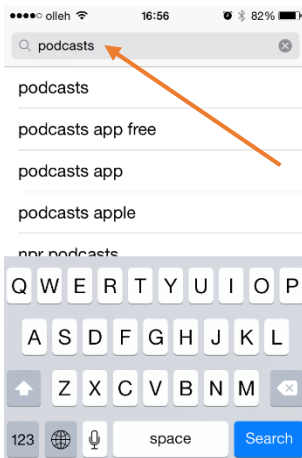
### Introduction

This is a guide in setting up RSS feed for Whole Counsel Teaching on iOS mobile devices, such as iPhones and iPads. Many iOS apps are available, therefore your situation may vary. Hope this helps.

### Procedure

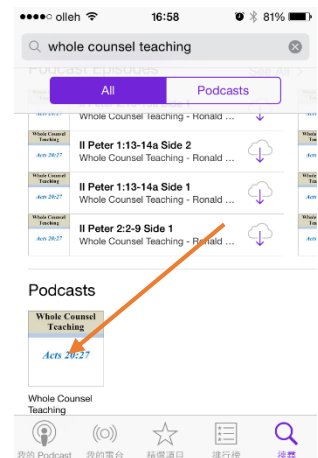
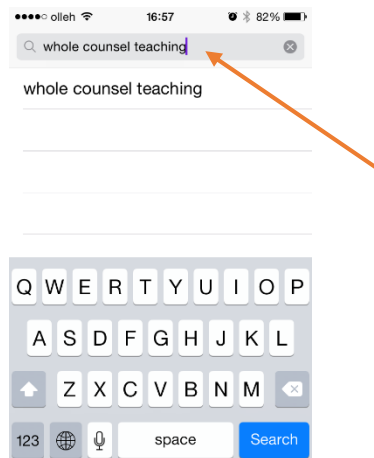
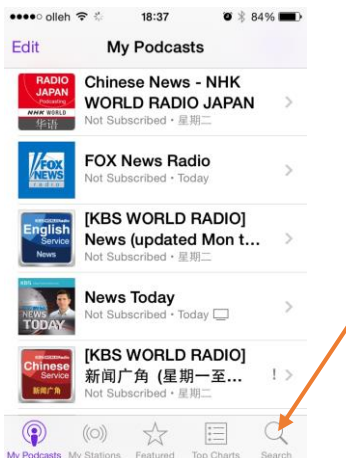
#### 1) Install Podcasts app

- a. Open App Store app 
- b. Search for “Podcasts” published by Apple, and tap GET to install app

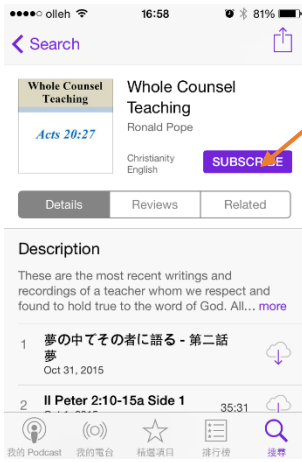


#### 2) Subscribe to RSS

- a. Open Podcasts app 
- b. Search for “Whole Counsel Teaching” and tap icon

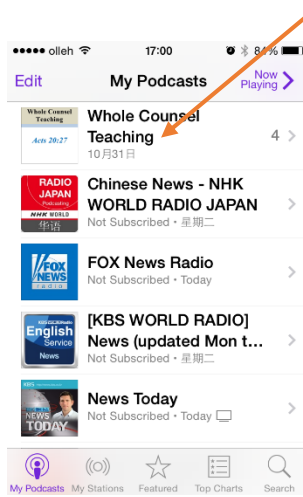


### c. Subscribe

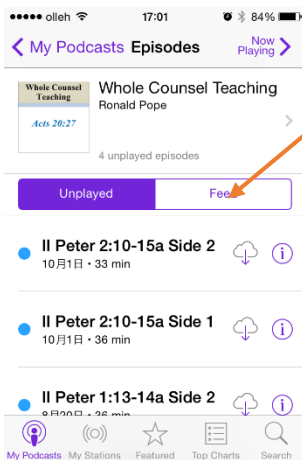


### 3) Download feeds/items

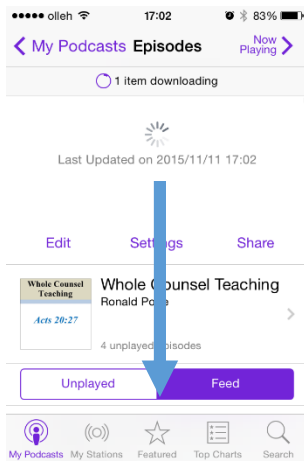
#### a. Go to My Podcasts and tap feed



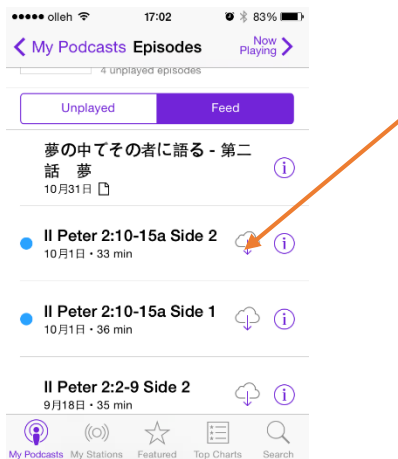
#### b. Tap Feed tab



c. Refresh feed by pulling down



d. Download item to play off-line by tapping the cloud



e. When download complete, tap item to play

